

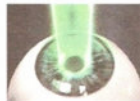


Deciding on the vision correction procedure that's right for you is an important one. Let the table below show you how the different options compare and ask your eye care professional about the details.



Refractive Vision Correction Options

	 Visian ICL	 LASIK	 PRK
Quality of Vision			
High definition vision	Excellent	Good	Good
Clarity of vision	Excellent	Good	Good
Contrast	Excellent	Good	Good
Night vision	Excellent ¹	24% reported a reduction ²	Over 16% reported a reduction ³
Predictable outcomes	Highly predictable ¹	Less predictable with higher vision correction ⁴	Less predictable with higher vision correction ⁵
Patient Experience			
Outpatient procedure	Yes	Yes	Yes
15-20 minute surgery	Yes	Yes	Yes
Local anesthesia	Yes	Yes	Yes
Minimally invasive	Yes, 3 mm opening	Yes, 7-9.5 mm corneal flap	Yes
The "Wow" of immediate visual acuity	Yes	Yes	Blurry fluctuating vision up to 3 months
1-2 day short recovery time	Yes	Yes, with additional 1-2 weeks for "flap" healing	Delayed visual recovery up to 4 wks.
Contributes to "Dry Eye"	No	Yes, over 29% report some occurrence ⁶	Yes, occurrences during the recovery period
Future Vision Versatility			
Removable	Yes	No, corneal tissue cannot be replaced	No, corneal tissue cannot be replaced
Vision correction flexibility	Yes, removability does not limit future treatment options	Limited if additional treatments involve the cornea	Limited if additional treatments involve the cornea
UV protection	Yes, blocks 100% of harmful UVA and UVB light ⁶	No	No
Patient Types			
Mild to moderate nearsightedness	Yes	Yes	Yes
High nearsightedness	Yes	Limited by corneal thickness and pupil size	Limited by corneal thickness and pupil size
Thin cornea	Yes	Limited range of nearsighted correction	Limited range of nearsighted correction
Large pupil	Yes	Greater chance of increased unwanted aberrations	Greater chance of increased unwanted aberrations

References

1. UV-absorbing collamer implantable contact lens (ICL) for the correction of myopia. PMA #P20016. Presentation to the Ophthalmic Devices Advisory Panel. October 3, 2003.
2. Hill JC. An informal satisfaction survey of 200 patients after laser in situ keratomileusis. J Cataract Refract Surg. Jul-Aug 2000;18(4):454-459.

3. Jabbur NS, Sakatani K, O'Brien TP. Survey of complications and recommendations for management in dissatisfied patients seeking a consultation after refractive surgery. J Cataract Refract Surg. Sept 2004;30(9):1867-1875.
4. Dan Z, Reinster, Jonathan D, Carr, William B, Threlfall, Randall Cook, Emma Cremonesi, Hugo RS Futton. Multi-center LASIK outcomes in myopia using the Technics 217C in over 20,000 eyes. ASCRS 2007. Submissions. April 2007.

5. Rajan MS, Jaycock R, O'Brian D, Nyström H-H, Marshall J. A long term study of photorefractive keratectomy: 12-year follow-up. Available at www.rcs.nhs.gov/tear/tear.htm. Accessed May 2008.
6. Data on file. STAAR Surgical Company.

